
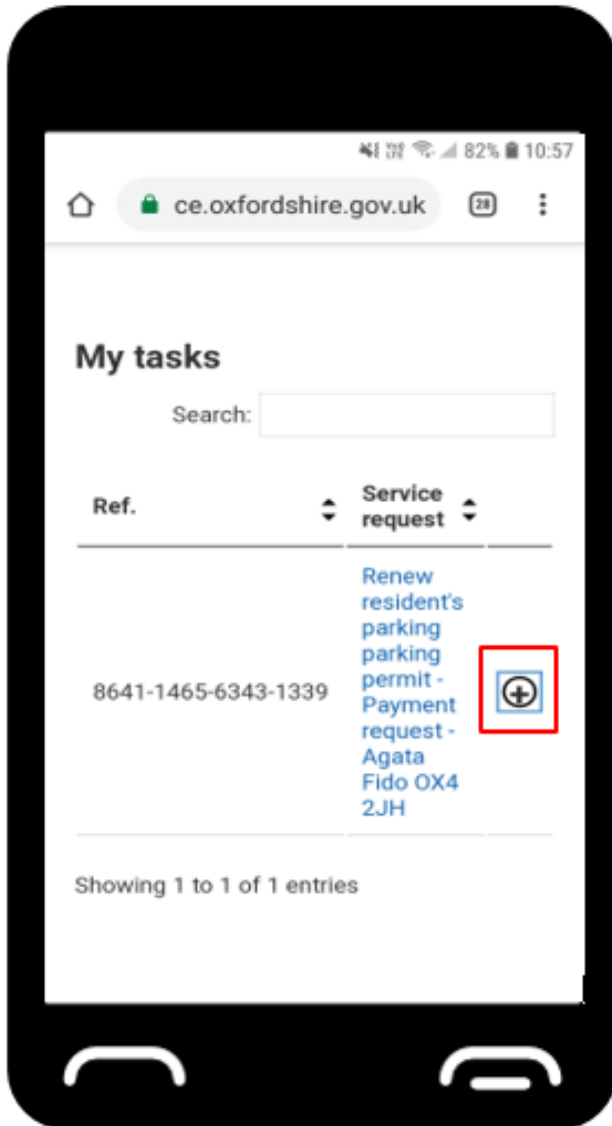
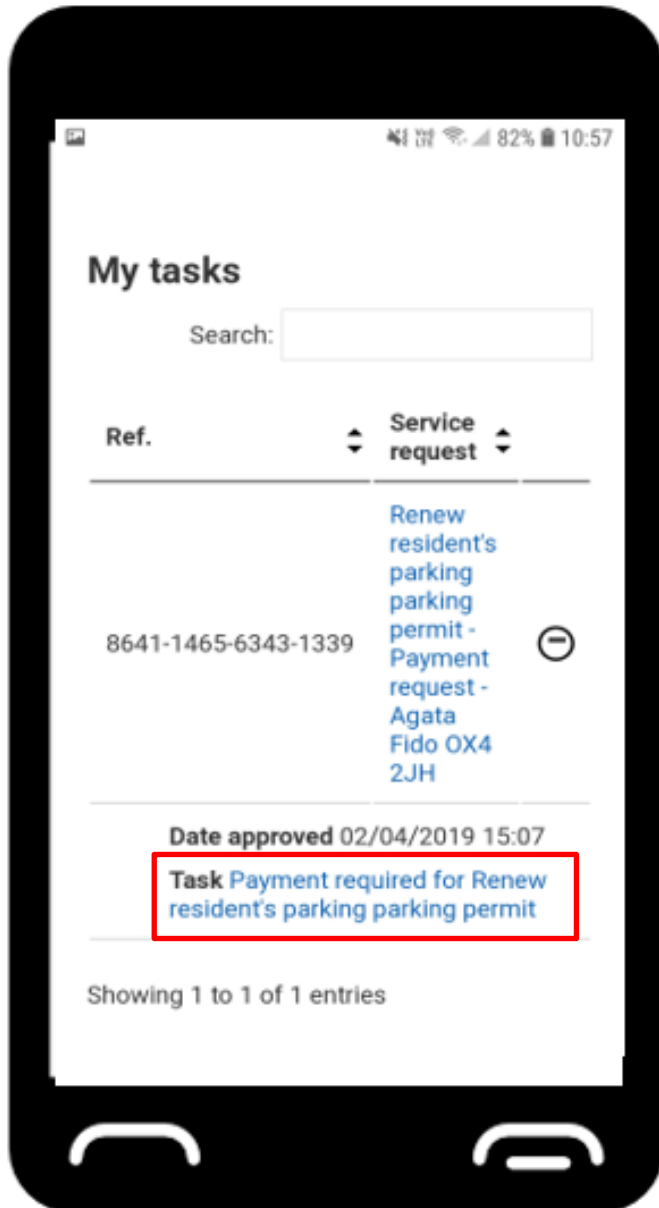


Making payment using your smartphone or tablet – Option 1

1. Log in to your account – you can use link in “Payment required” email or go to: www.oxfordshire.gov.uk , in the right top corner click on “My account” and log in.
2. Go to “My requests”
3. Scroll to “My tasks”. Click on  (highlighted in red frame below)



4. The task list will expand, and when you see below screen, please click on "Payment required for Renew resident's parking permit" (highlighted in red frame below)




5. On next page you will see your order summary – this shows how much is your parking permit. Click "Pay".
6. Please follow all the steps to make payment.

Making payment using your smartphone or tablet – Option 2

1. Log in to your account – you can use link in “Payment required” email or go to: www.oxfordshire.gov.uk , in the right top corner click on “My account” and log in.
2. Go to “My requests”
3. At this stage please start using your phone in horizontal position (This option might be disabled in your phone, depending on your personal settings. It should be easy to temporarily enable it.)

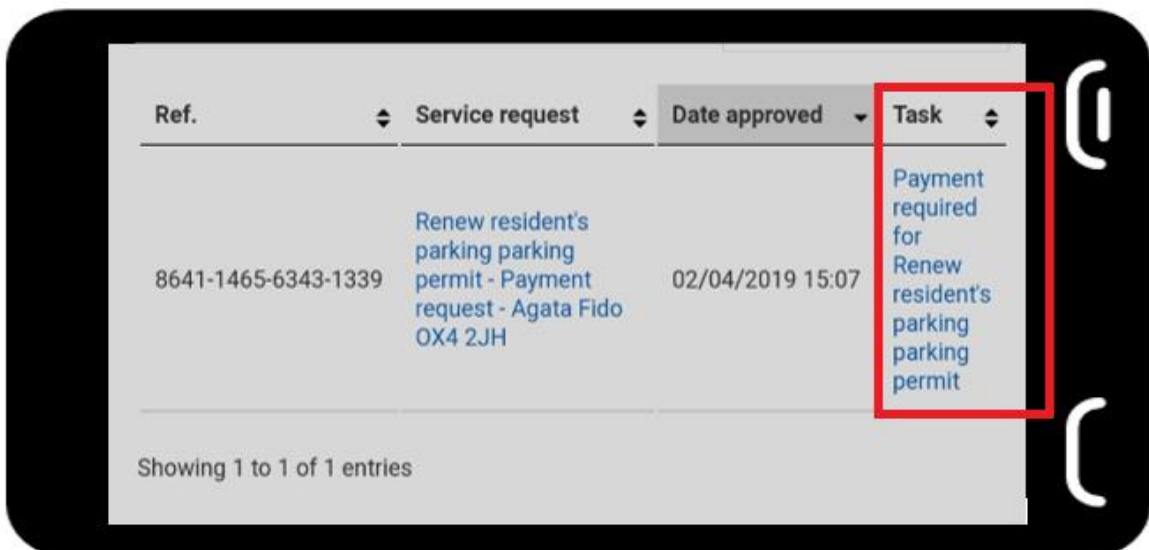


Vertical position of the phone



Horizontal position of the phone

4. Scroll to “My tasks”. Click on link under “task” section on the right (highlighted in red frame below).



5. On next page you will see your order summary – this shows how much is your parking permit. Click “Pay”.
6. At this stage you can go back to using your phone in vertical position.
7. Please follow all the steps to make payment.